

SDRMAXII Version 2.0.0.1 Release Notes

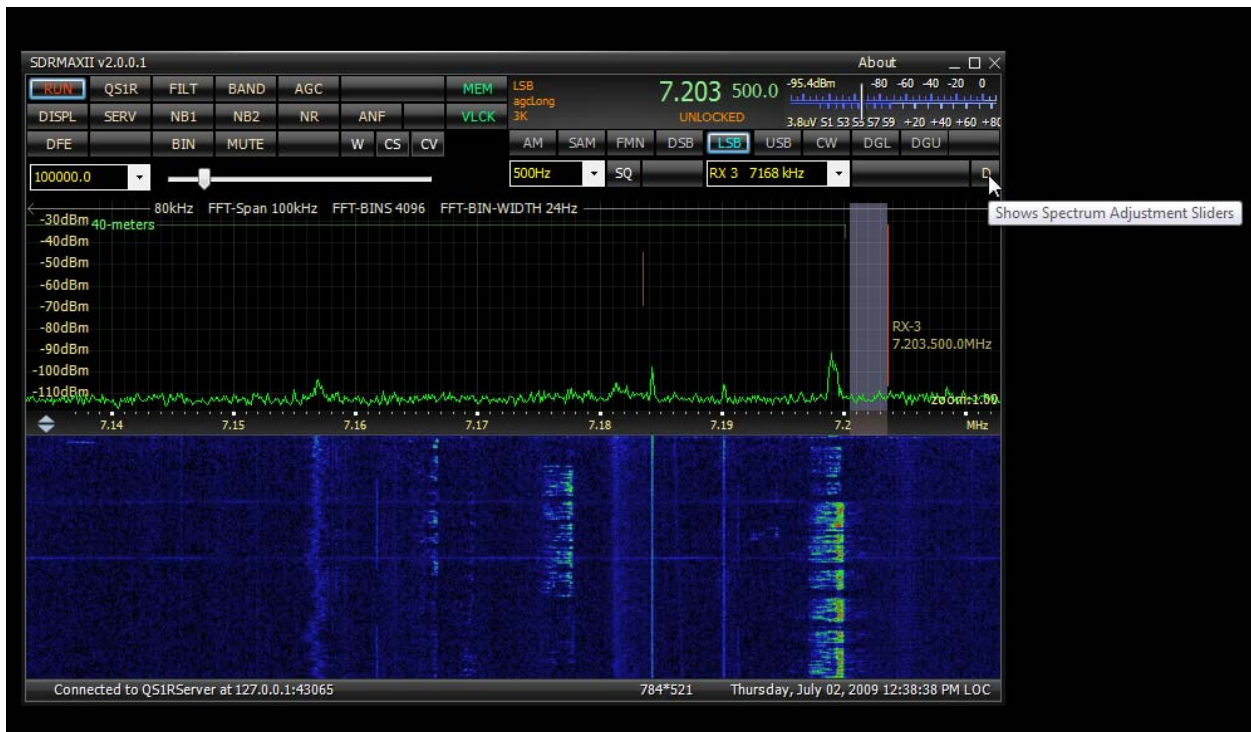
Released: Thursday, July 02, 2009
SDRMAXII GUI Version: 2.0.0.1
QS1RServer Version: 2.3.0.1
Installer Name: setupsdrmax_07012009.exe
OS Supported: Windows XP, Vista, Windows 7

NOTES:

This version of the QS1RServer uses a new supplied driver instead of the old libusb-win32 driver. You will need to remove the libusb-win32 driver and install the new driver. Older versions of QS1RServer will no longer be able to be used unless you revert back to the libusb-win32 driver. The new driver supports 32 bit and 64 bit versions of Windows up to and including Windows 7. Windows 98SE and Windows 2000 are not supported by this driver.

HELP:

Tool tips are enabled for most of the controls in the SDRMAXII GUI. If you place your mouse pointer over the button or control, a tool tip will pop up explaining the function of that control or button.



FILE LOCATIONS:

The installer will install the files in Program Files\SDRMAXII:

SDRMAXII Version 2.0.0.1 Release Notes

Name	Date modified	Size
ServerFiles	7/1/2009 3:07 PM	
BandRanges.txt	8/4/2008 4:55 PM	2 KB
FileInfo.txt	6/1/2009 10:52 AM	1 KB
GUILocalSettings.xml	7/1/2009 3:35 PM	21 KB
Ice.dll	3/20/2009 6:08 PM	433 KB
Markers.txt	7/1/2009 3:35 PM	1 KB
Memories.txt	7/1/2009 3:35 PM	16 KB
PanaBackground.bmp	8/4/2008 4:55 PM	15 KB
PanaBackground1.bmp	8/4/2008 4:55 PM	6 KB
PanaBackground2.bmp	8/4/2008 4:55 PM	15 KB
PanaBackground3.bmp	8/4/2008 4:55 PM	15 KB
README.txt	6/1/2009 10:59 AM	1 KB
SDRMAXII.exe	7/1/2009 3:33 PM	1,453 KB

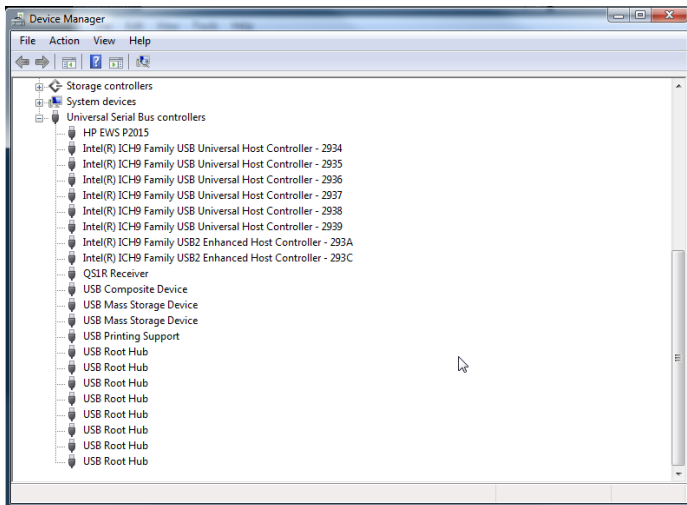
The ServerFiles folder contains the QS1RServer:

Name	Date modified
DriverFiles	7/1/2009 2:32 PM
bzip2.dll	1/27/2009 11:13 AM
ice33.dll	3/20/2009 6:47 PM
iceuti33.dll	3/20/2009 6:47 PM
libftw3f-3.dll	11/15/2008 10:02 ...
libqsio.dll	7/1/2009 2:15 PM
msvc90.dll	7/29/2008 9:05 AM
msvcr90.dll	7/29/2008 9:05 AM
QS1R_1CH_S_rbf	3/6/2009 3:57 PM
qs1r_rev_c_firmware_03082008_1.hex	1/31/2009 1:03 PM
QS1RServer.exe	7/1/2009 2:15 PM
qs1rserver.ini	6/1/2009 2:02 PM
QS1RServer.suo	7/1/2009 3:07 PM
README.txt	6/1/2009 1:36 PM

The DriverFiles folder contains the new QS1R driver support files:

Name	Date modified
amd64	7/1/2009 2:32 PM
i386	7/1/2009 2:32 PM
ia64	7/1/2009 2:32 PM
qs1r.inf	5/20/2009 7:33 PM
README.txt	6/1/2009 12:00 PM

When the new QS1R driver is properly installed, it will appear as follows in Device Manager:



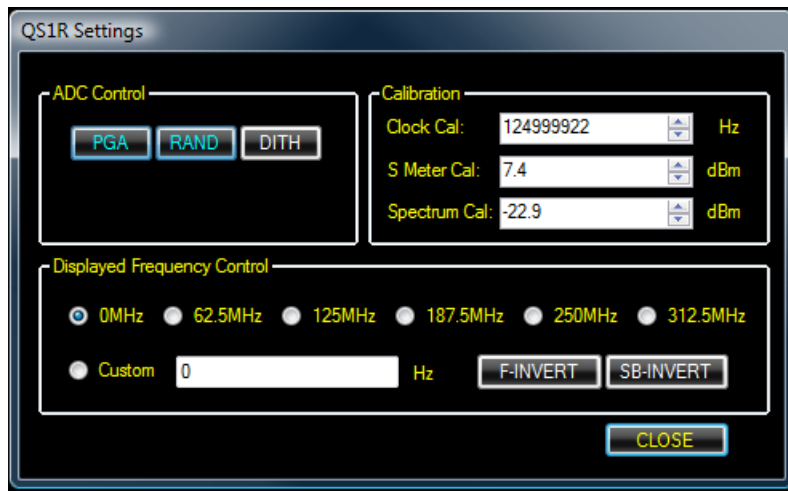
SDRMAXII Version 2.0.0.1 Release Notes

QS1R AUDIO OUTPUT:

QS1RServer version 2.3.0.1 uses the DAC output on the rear of the QS1R Receiver for audio output. You can directly connect this output to the “Line In” of your PC’s sound card. You can also connect headphones or amplified speakers to the DAC output on the rear of the QS1R Receiver.

CALIBRATION:

The encode clock calibration as well as the S-Meter and Spectrum Display calibration can now be adjusted from the QS1R Settings menu accessed with the “QS1R” button on the main SDRMAXII display:



The up/down arrows next to the Calibration entry boxes allows fine adjustment of those settings.

The following picture shows how zooming in on the WWV signal at 10 or 15 MHz can be used as an aide in adjusting the encode clock calibration. The panadapter has been zoomed in by holding the right mouse button down over the divider between the spectrum and waterfall display – when you drag the mouse pointer to the right, the panadapter zooms in. The carrier from WWV is centered in the display using the Clock Cal adjustment:

